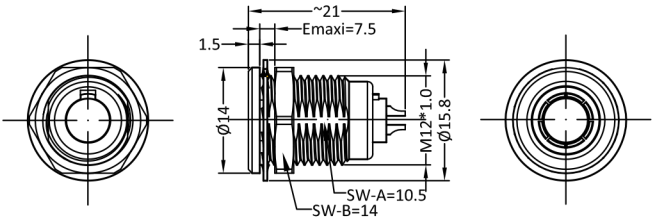


2D REFERENCE SIZE (UNIT)



- Housing Material: Brass pearled chrome
- Insulator Material: PPS
- Contact Material: Copper alloy-Gold plating
- Mating cycle: 5000 times(IEC 60512 test 9a)
- IP Rating: IP50. (IEC 60529)
- Humidity (max): <=95%[at 60°C]
- Temp (min/max): -55°C~+125°C(GB/T2423.3)
- Vibration: 10-20000Hz, 15g(IEC 60512-4 test 6d)
- Shock Resistance: 100g, 6ms(IEC 60512-4 test 6c)
- Salt Spray Corrosion: >96h(IEC 60512-6 test 11f)



Images is for illustrative purpose only

**PART NUMBERING SYSTEM:**

**FIXED SOCKET**

MODEL

SERIES

CONTACTS:3=MULTICORE;  
08=8PINS (2~16PINS OPTIONAL)

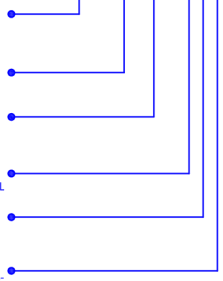
HOUSING:  
C=BRASS PEARLED CHROME;  
K=BRASS PLATED BLACK CHROME;  
T=ALUMINIUM ALLOY PLATED NICKEL

INSULATOR:  
P=PPS;K=PEEK;

CONTACTS TYPE:  
A=MALE SOLDER ;L:FEMALE SOLDER;  
D=PCB-MALE ;N=PCB-FEMALE;V=PCB-FEMALE ELBOW

\*=CUSTOMERS CAN CHOOSE THE MODEL ACCORDING TO THEIR OWN NEEDS

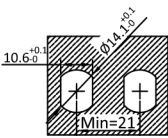
**SRA-1S306-CP\***



NOTE: THE BLACK IS NEEDLE, THE BLANK IS NEEDLE HOLE

P/N	CORE	TYPE	PIN DIA (mm)	WORK VOLTAGE (KV rms)	RATED CURRENT (A)	CONTACT RESISTANCE (mΩ)	CABLE(AWG)	
							min.	max.
SRA.1S302.CP*	2		1.3	1.2	15	5	26	18
SRA.1S303.CP*	3		0.9	1.2	10	5	26	18
SRA.1S304.CP*	4		0.9	1.2	10	6	32	20
SRA.1S305.CP*	5		2*0.9 3*0.7	1.5	10/7	6	32	20
SRA.1S306.CP*	6		0.7	1.2	7	7.5	32	22

\*=CUSTOMERS CAN CHOOSE THE MODEL ACCORDING TO THEIR OWN NEEDS



1S SERIES PANEL HOLES SIZE

NOTE: RATED CURRENT=6A FOR SOCKET WITH ELBOW(90°CONTACTS FOR PRINTED CIRCUIT)

PCB OPEN SIZE(STRAIGHT)		PCB OPEN SIZE(ELBOW)	